




Tulika-at-Home!



Look up! Look up! There's so much to see!
Soft clouds pushed slowly by a gentle breeze
Some birds move fast like parrots and crows



They look so small from here below
At night, it's dark and stars shine brightly
Look up! Look up! What else do you see?



In this book, **Up Up!** by Jeeva Raghunath
with pictures by Ashok Rajagopalan,

Thumb Thumb Thambi makes a piece of paper
into something that can fly in the bright blue sky!



What do you think it is?

READ ALONE, READ ALOUD, READ TOGETHER...



UP UP!





THUMB THUMB BOOKS is a unique reading series created around the commonplace thumbprint. Words and pictures tell simple stories, sometimes with unexpected twists, featuring Thumb Thumb Thambi and Thumb Thumb Thangi and their world of thumbprints.

The books use words from a child's rich and spontaneous spoken vocabulary rather than from the formal, graded one. Short sentences, bold type and vibrant pictures make reading effortless and enchanting. At the end of the story, children are encouraged to make drawings using their own thumbprints and feel at home in the pages of the book. Every book carries on the last page the line, 'I can read this book.' Each time a child reads this out aloud, it affirms the young reader's place in the world of books.

Thumb Thumb Books offer a dynamic creative space in which to learn to read.



This is a Thumb Thumb Thambi Book

Available in English, Hindi, Tamil, Kannada, Telugu, Malayalam, Marathi, Gujarati and Bangla

ISBN 81-8146-567-9




9 788181 465672

What is Thumb Thumb Thambi doing?



Thambi takes a piece of paper.




He tears it and makes a square.




He pastes two sticks on it.



He ties a string.



And flies it high in the sky.



I CAN READ THIS BOOK!



That was clever of Thumb Thumb Thambi – wasn't it?
Did you take a close look at all the pictures?

Was the paper red?



Were there clouds in the sky?


What colour was the string?

Did you see birds in the book?


(Pssst... you can always go back and double-check!)

Get set for a quick quiz.

What is Thambi doing in each of these pictures?



Here are the answers!



Tearing paper



Pasting sticks




Tying string

Got them right? Excellent! On to the next task.




Take a guess? # 1

A BIG bird in the sky that takes people on a trip
It's made of metal and is smaller than a ship.




Aeroplane!






Take a guess # 2

It hangs upside down and is awake at night
This black, flying creature gives people a fright.



Bat!






Take a guess # 3

I look fluffy, soft and white when it's sunny
I carry raindrops and look grey when it's rainy.




Cloud!





Take a guess # 4

I come in many colours and I'm filled with air
If there's a birthday you will see me there.



Balloon!





Take a guess # 5

I can be round or a C, I change shape every night
I'm seen with the stars, I shine white and bright.



Moon!



Wow! Looks like you're ready for something more hands-on.

Get a pencil, sheets of paper and a few colours.

Here we go!



Thambi uses a square piece of paper to make a kite.
What other shapes do you know?

Birds, clouds, the sun... Draw things you've seen in the sky

Birds make sounds. The rain makes sounds...
What other things in the sky make sounds?

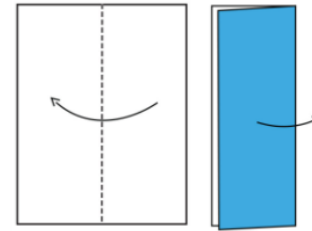


This book is called **Up Up!** Can you say UP in other languages?

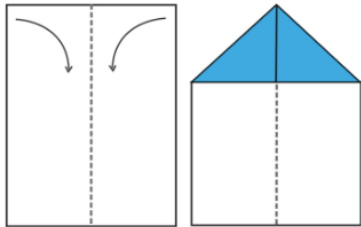
The pictures in this book are made using thumbprints.
Can you draw more like these?

Time to play **Fly Away Plane!**

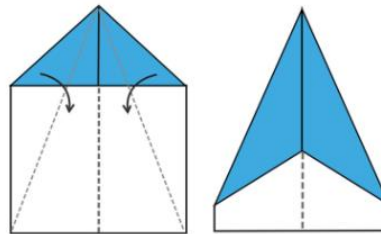
Step 1: Fold a paper in half down the long side.



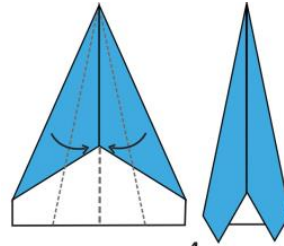
Step 2: Open it out. Now fold the top corners into the centre line.



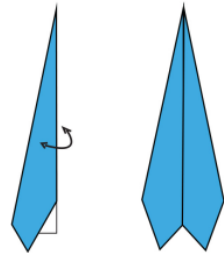
Step 3: Fold each side into the centre line again to make an upside down V.



Step 4: Fold again to make a thinner V.




Step 5: Then fold it in half and now open out the wings.



Step 6: Colour and design it!



Thumbs up! You have a plane – go, fly it!



Two **BIG thumbs up** to you for doing all the activities!
And if you had fun, share this workbook with friends.

Post your imaginative Tulika-at-Home creations
on Facebook, Instagram and Twitter
and don't forget to tag us.

And come back to us for lots more!