




Tulika-at-Home!





Close your eyes, count loudly to ten,
And give some time for your friends
To quickly find a good place to hide,
Near chairs and tables, somewhere inside.
Now open your eyes and look about,
Hide-and-seek is cool – no doubt!





In this book, **Where is Thangi?** by Jeeva Raghunath
with pictures by Ashok Rajagopalan,

Thumb Thumb Thambi is looking for Thumb Thumb Thangi.

Will you help him find her?



READ ALONE, READ ALOUD, READ TOGETHER...





WHERE IS THANGI?





THUMB THUMB BOOKS is a unique reading series created around the commonplace thumbprint. Words and pictures tell simple stories, sometimes with unexpected twists, featuring Thumb Thumb Thambi and Thumb Thumb Thangi and their world of thumbprints.

The books use words from a child's rich and spontaneous spoken vocabulary rather than from the formal, graded one. Short sentences, bold type and vibrant pictures make reading effortless and enchanting. At the end of the story, children are encouraged to make drawings using their own thumbprints and feel at home in the pages of the book. Every book carries on the last page the line, 'I can read this book.' Each time a child reads this out aloud, it affirms the young reader's place in the world of books.

Thumb Thumb Books offer a dynamic creative space in which to learn to read.



This is a Thumb Thumb Thangi Book

Available in English, Hindi, Tamil, Kannada, Telugu, Malayalam, Marathi, Gujarati, Bangla



What is Thumb Thumb Thambi
looking for?



He is looking for
Thumb Thumb Thangi.



“Buzz buzz mosquito,
have you seen Thangi?”

“No.”



“Shiny shiny black beetle,
have you seen Thangi?”

“No.”



“Flitter flutter butterfly,
have you seen Thangi?”

“No.”



“Turn around, Thambi.
Here I am!” says Thangi.



I CAN READ THIS BOOK!





Thumb Thumb Thangi was behind Thumb Thumb Thambi all along!
Did you take a close look at all the pictures?

Which was the first insect Thambi met?

Was the butterfly red and green?

Were there fish in the water?

What was the colour of Thangi's bangles?

(Pssst... you can always go back and double-check!)

Get set for a quick quiz.

Name the insect in each picture



Get set for a quick quiz.

Name the insect in each picture



Mosquito




Beetle




Butterfly

Spot the bird in this tree

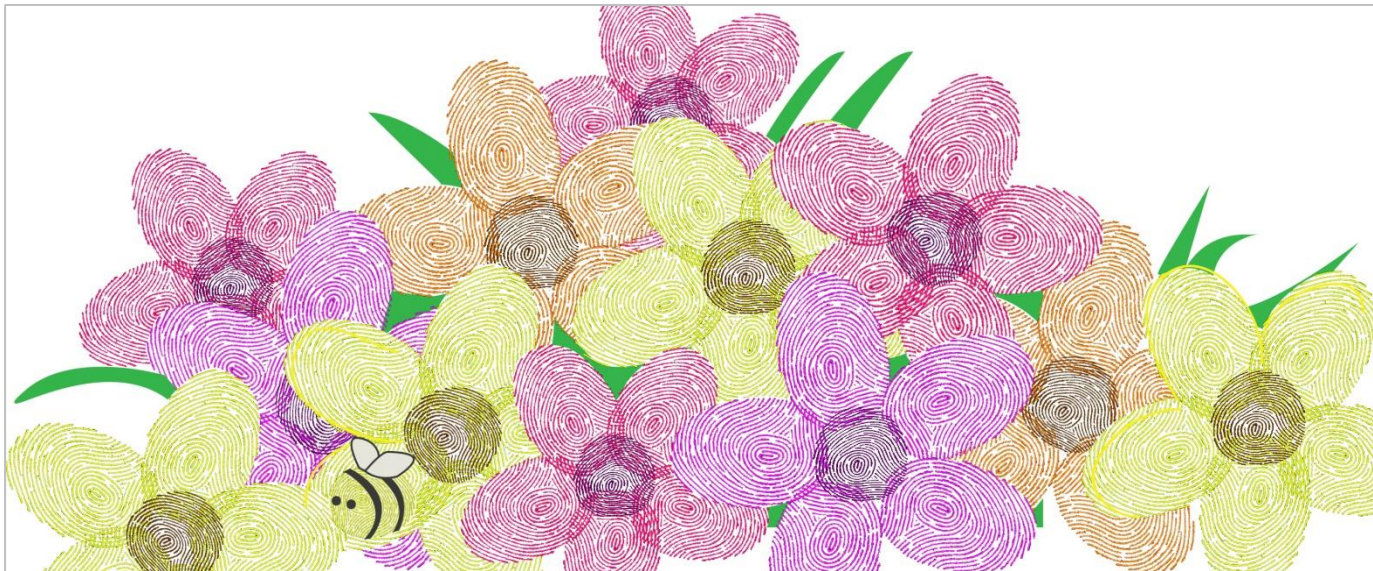


Here it is!





Find the bee hiding in the flowers



There it is!





There's a frog hiding in the pond. Can you see it?







There it is!



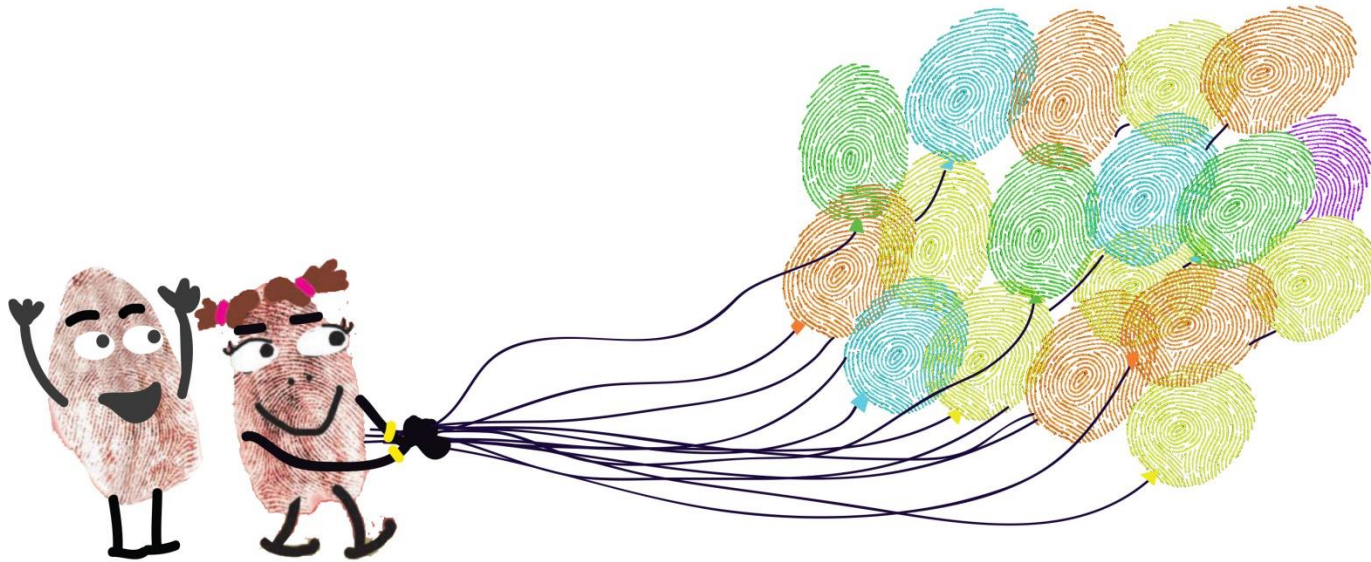
Do you see Thangi swimming with the fish?




There she is!



Can you spot the **PURPLE** balloon?



It's right here!





Wow! Looks like you're ready for something more hands-on.

Get a pencil, sheets of paper and a few colours.

Here we go!



When you play hide-and-seek in your house,
which is your favourite place to hide? **Draw it!**

The name of this book is **Where is Thangi?**

What other question words – like WHERE – do you know?

When we find something we're looking for, we shout YAY!

What do you shout?

Buzz buzz mosquito, flitter flutter butterfly...

Can you give rhyming-rhyming words for dog and cat?

The pictures in the book are done with thumbprints.

Can you draw more like these?



Time to play **Hot! Cold!**

Step 1: Choose the Finder (mom/dad/grandparent/anyone – they can take turns) who will have to wait in another room.



Step 2: Hide something (small things work better) in the room you're in.

Step 3: Now ask the Finder to come in and move slowly around the room to find what you've hidden.

Step 4: Say 'hot' when the Finder is close and 'hotter' when closer, 'cold' when far and 'colder' when very faaar away from the hidden thing.

If the Finders find it, they get a **THUMBS UP!**



Two **BIG thumbs up** to you for doing all the activities!
And if you had fun, share this book-tivity with friends.

Post your imaginative Tulika-at-Home creations
on Facebook, Instagram and Twitter
and don't forget to tag us.

And come back to us for lots more!